



300

917



KEY FEATURES

- Wide Cabin
- Dual SRS Airbags
- Easy Start – Take Off Assist
- Disc Brakes
 - Front & Rear
 - ABS, VSC & TRC – all STD
- Energy Absorbing Steering Wheel
- Driver's suspension seat
- Emission Standard Euro 5

KEY SPECIFICATIONS

- GVM** Medium 8500kg, optional 5995kg
 Long & XLong 8500kg
- GCM** 11,500kg, optional 12,000kg
- Engine** . . . 4.0-litre, Common Rail, Direct Injection
 Turbocharged and Intercooled
- Power** 121kW (165Hp) @ 2500 RPM (ISO)
- Torque** 464Nm @ 1400 RPM (ISO)
- Wheelbases**Medium 3430mm
 Long 3870mm
 XLong 4200mm





917

XZU710R-HKFTTQ3 917 Medium
 XZU720R-HKFTTQ3 917 Long
 XZU730R-HKFTTQ3 917 XLong

Engine, Driveline & Chassis specifications

ENGINE

Engine Hino N04C UT
 Max output (ISO Net) 121kW (165Hp) at 2500 RPM
 Max torque (ISO Net) 464Nm at 1400 RPM
 Maximum engine speed 3100 RPM
 Type Diesel, four cycle, four-cylinder in line, overhead valve, water cooled
 Combustion system Direct injection type
 Bore & stroke 104 x 118mm
 Piston displacement 4.009 litres
 Fuel injection system Electronic control, common rail type
 Air intake system Turbo inter-cooled, stack-type air intake
 Air cleaner Paper element
 Fan clutch Equipped
 Exhaust system Catalytic Converter with Diesel Particulate Active Reduction System (DPR)
 Exhaust outlet Horizontal
 Emission control system EGR & DPR meeting Euro 5 emission levels

TRANSMISSION

Model MZZ6F
 Type Six-speed overdrive manual
 Clutch type Dry single plate, diaphragm type with damper springs
 Facing outside diameter 325mm
 Facing lining area 483 x 2cm²
 Control Hydraulic with vacuum booster

BRAKES

Service brakes Hydraulic system with ventilated disc brakes front and rear
 Control Vacuum servo with hydraulic assist & dual circuits
 Front disc diameter 287mm
 Rear disc diameter 287mm
 Anti-lock system (ABS) Equipped
 Vehicle Stability Control Equipped
 Traction Control Equipped
 Easy Start System Equipped
 Exhaust brake Electric-vacuum actuator with valve in exhaust pipe
 Park brake Rear of transmission

PERFORMANCE & GEAR RATIOS

Engine RPM @ 100km/h 2600
 Maximum speed (km/h) 119
 Gradeability tan θ % @ GVM 43.7
 Final drive ratio 4.875:1

MZZ6F

1st	6.339	5th	1.000
2nd.	3.767	6th	0.782
3rd	1.966	Rev	6.369
4th	1.355		

AXLE LOAD & TYRE LOAD LIMITS

Front Axle 3100kg
 Tyres 3100kg
 Rear axle 6200kg
 Tyres 6000kg
 Front axle type I Beam
 Rear axle type SH13 full-floating, single reduction, single speed by Hypoid gears

SUSPENSION

Front Suspension

Leaf Semi-elliptic taper leaf springs with shock absorbers & stabiliser
 Spring dimensions, span & width 1250mm x 70mm

Rear Suspension

Leaf Semi-elliptic main and auxiliary tapered Leaf springs with silencers and shock absorbers
 Spring dimensions, span & width 1310mm x 70mm
 Auxiliary springs 900mm x 70mm

WHEEL & TYRES

Wheel type 6-stud disc wheel
 Front wheel & rim size 225/80R17.5 123/122 & 17.5x6.0
 Number of tyres Seven including spare
 Spare tyre carrier Equipped

ELECTRICAL

Type 24 volt, negative earth
 Batteries 12V x 2, series connected
 Alternator type Built-in rectifier and voltage regulator
 Capacity 24V – 80 Amp
 Starter Capacity 24V, 4.5kW



917

XZU710R-HKFTTQ3 917 Medium
 XZU720R-HKFTTQ3 917 Long
 XZU730R-HKFTTQ3 917 XLong

Cab Equipment & Instrumentation

CHASSIS FRAME

Type Ladder-shaped channel section side rails
 Chassis width at rear 750mm
 Max section
 (depth x flange x thickness) 192.8 x 65 x 5.9mm
 Tensile strength 540N/mm²
 Towing hooks. Equipped at front and rear
 Front bumper. Painted to cabin colour

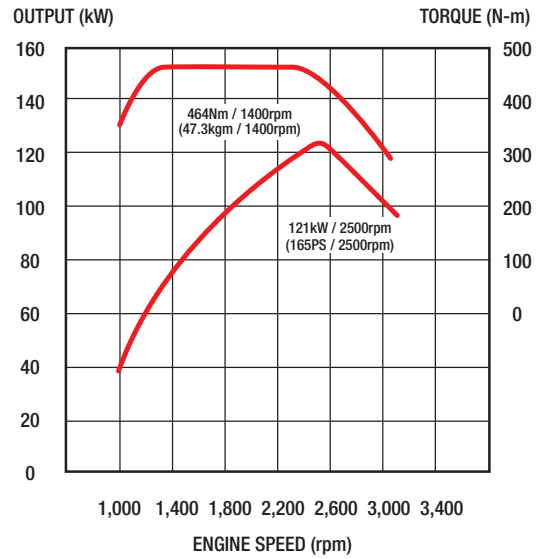
CAB EXTERIOR

Type Forward control, all steel welded construction, torsion-bar tilt mechanism, fully trimmed
 Windscreen wipers Electric, dual wipers, intermittent and 2-speed
 Outside rear mirrors Two, pillar mounted, curved
 Radiator grille Painted same colour as cabin
 Lamps Halogen headlamps, fog lamps

CAB INTERIOR

Steering Telescopic tilt column with integral power steering
 Windscreen glass Laminated glass
 Seating capacity Three
 Driver's seat 4-way adjustable, urethane foam pads, high-back seat
 Assistant's seat Fixed bench, urethane foam pads, high-back seat
 Seat cover Fabric cover
Seat Belts
 Driver's seat 3-point type with ELR and pre-tensioner
 Assistant's seat 3-point type with ELR and pre-tensioner
 Centre passenger's seat. 2-point type
 Front Sun visors. For driver and passenger
 Ventilator Forced type by electric blower
 Inside rear mirror One, flat type
 Cigarette lighter (24 volt) Equipped
 Audio AM/FM radio with CD player
 Heater and defroster Equipped
 Air conditioner Equipped
 Remote door locking Equipped
 Immobiliser Equipped
 Power Windows Equipped
 SRS airbag Equipped for driver and left side passenger
 Seat back console Equipped (centre)
 Overhead consoles. For driver and passenger
 Cup holder. Equipped

POWER & TORQUE CHART (ISO NET) N04C UT



INSTRUMENTS

1. Meters and gauges

km-kg system
 Engine tachometer

2. Warning, pilot lamps and buzzers

Turning signal & hazard indicator lamp
 Exhaust brake indicator lamp
 Engine oil pressure warning lamp
 Battery charge warning lamp
 High beam indicator lamp
 Parking brake indicator lamp
 Engine malfunction indicator lamp
 Fuel level warning lamp
 Fuel filter water accumulating
 Level warning lamp
 Brake fluid level warning lamp
 Back-up warning buzzer
 Cab-tilt warning lamp
 ABS system failure warning lamp
 SRS airbag system failure warning lamp
 Easy Start indicator lamp

3. Switches

Lighting switch
 Wiper and washer switch
 Exhaust brake switch
 Easy Start switch
 Easy Start release timing adjuster switch
 Traction Control OFF

4. Multi Information Display

Fuel gauge
 Coolant temperature gauge
 DPR accumulation gauge
 Odometer
 2 trip meters
 Fuel consumption
 - Current
 - Average

5. Others

One-key starting-stopping
 Horn button
 Remote door locking


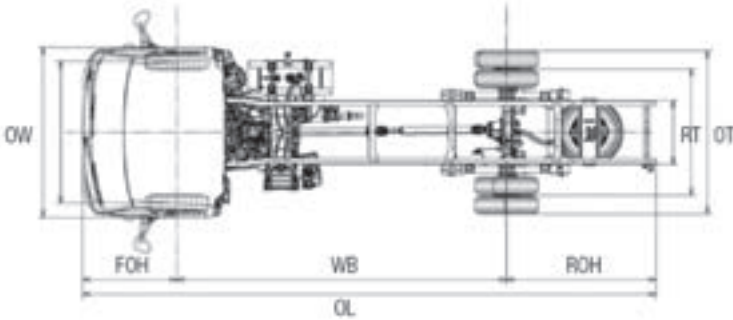
STEERING

Type Telescopic and tilt steering column with locking device. Rack & pinion with integral power steering
 Steering angle **Inside:** 44° **Outside:** 34°



300

917 Dimensions



DIMENSIONS - mm / Capacities

Model	Medium	Long	XLong
Product Code	XZU710R- HKFTTQ3	XZU720R- HKFTTQ3	XZU730R- HKFTTQ3
Wheelbase (WB)	.3430	.3870	.4200
Overall tyre width (OT)	.2060	.2060	.2060
Overall length (OL)	.6185	.6740	.7285
Overall width (OW)	.1995	.1995	.1995
Overall height (OH)	.2240	.2235	.2235
Front track	.1655	.1655	.1655
Rear track	.1590	.1590	.1590
Cab to axle centre (CA)	.2870	.3310	.3640
Front overhang (FOH)	.1110	.1110	.1110
Rear overhang (ROH)	.1645	.1760	.1940
Front chassis height	.725	.725	.725
Rear chassis height	.815	.815	.815
Road clearance	.200	.200	.200
Turning circle – m (kerb-to-kerb)	.12.4	.12.8	.14.8
Turning circle – m (wall-to-wall)	.13.8	.14.2	.16.2
Fuel tank – lt	.100	.100	.100
Indicative chassis mass – kg (standard tools, 10 litres of fuel, without spare tyre)			
Total	.2460	.2475	.2510
Front	.1640	.1650	.1665
Rear	.820	.825	.845
GVM Rating*	.8500	.8500	.8500
GCM Rating	.12000	.12000	.12000
*Std GVM = 8500 OPT 5995 – Long & XLong model			

WARRANTIES

New vehicle warranty period

Light Duty Model	Axle Configuration	Standard Warranty	Cab corrosion perforation
917 Medium, Long, XLong	4 x 2	3 years or 100,000km	36 months

For detailed warranty conditions, please refer to Hino Truck Warranty brochure.

DISCLAIMER

Important notice. Hino Trucks are distributed in New Zealand by Hino Distributors (NZ) Ltd.

All effort has been made to ensure the information contained in this brochure was correct at time of printing. Hino Distributors (NZ) Ltd reserves the right to alter any details of the specifications & equipment without notice. Hino in so far as it is permitted by law to do so, shall not be liable in any way as a result of any reliance placed by any person on anything contained in this brochure. You should therefore check with your authorised Hino dealer at the time of ordering your motor vehicle to ensure that colour, specifications, equipment, design features & options are available for the vehicle you are ordering. Please note that some options may only be available in combination with others. Authorised Hino dealers will on request provide up to date information on all accessories, design features, prices & availability.